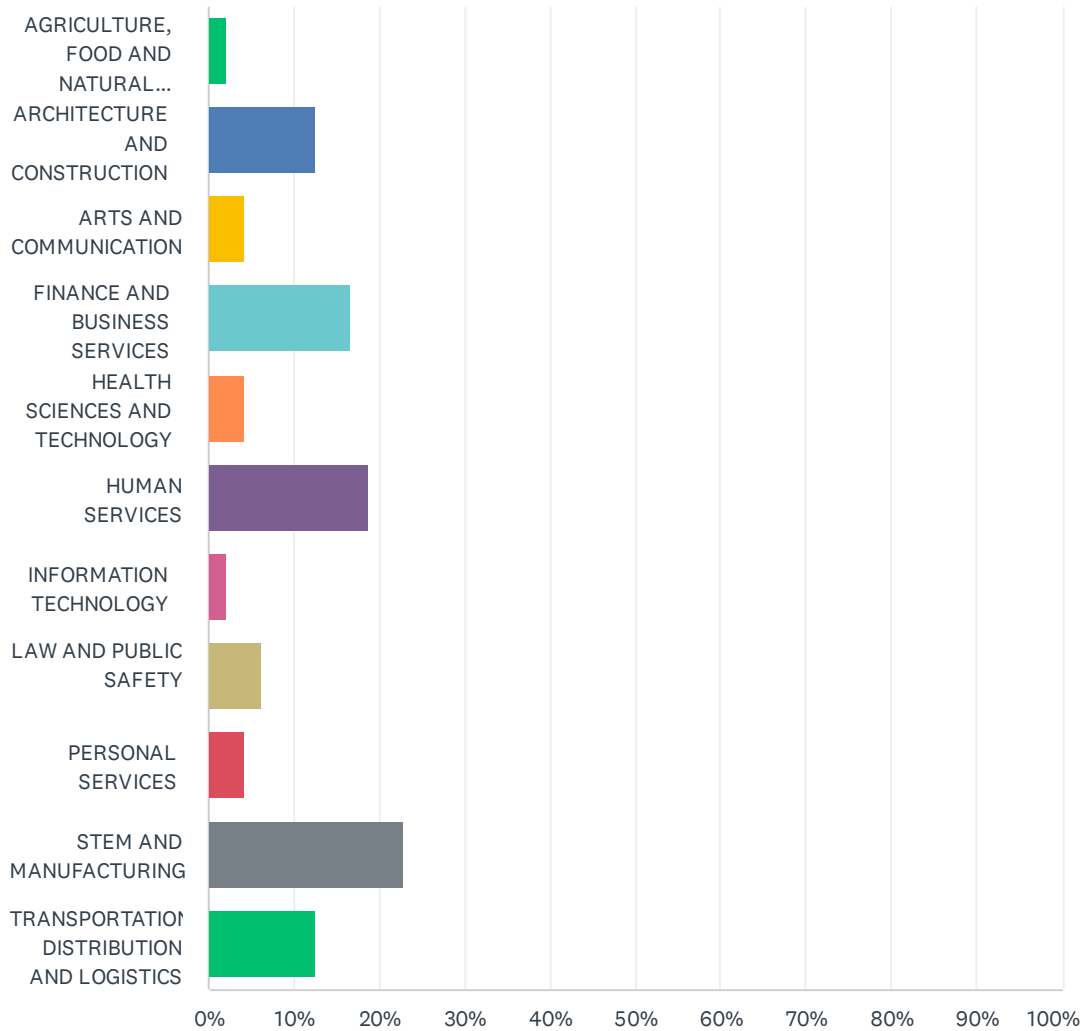


Q1 Which career cluster closest aligns to your business or organization?

Answered: 48 Skipped: 0



Stakeholder Survey for PERKINS V CLNA 2024

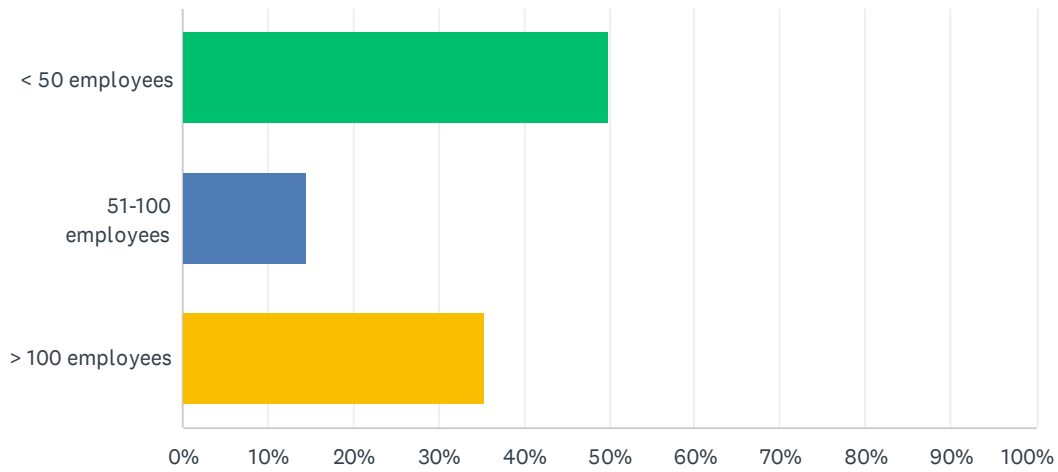
ANSWER CHOICES	RESPONSES	
AGRICULTURE, FOOD AND NATURAL RESOURCES	2.08%	1
ARCHITECTURE AND CONSTRUCTION	12.50%	6
ARTS AND COMMUNICATION	4.17%	2
FINANCE AND BUSINESS SERVICES	16.67%	8
HEALTH SCIENCES AND TECHNOLOGY	4.17%	2
HUMAN SERVICES	18.75%	9
INFORMATION TECHNOLOGY	2.08%	1
LAW AND PUBLIC SAFETY	6.25%	3
PERSONAL SERVICES	4.17%	2
STEM AND MANUFACTURING	22.92%	11
TRANSPORTATION, DISTRIBUTION AND LOGISTICS	12.50%	6
Total Respondents: 48		

Q2 In a few sentences, what does your company do?

Answered: 48 Skipped: 0

Q3 How many employees do you employ in this region?

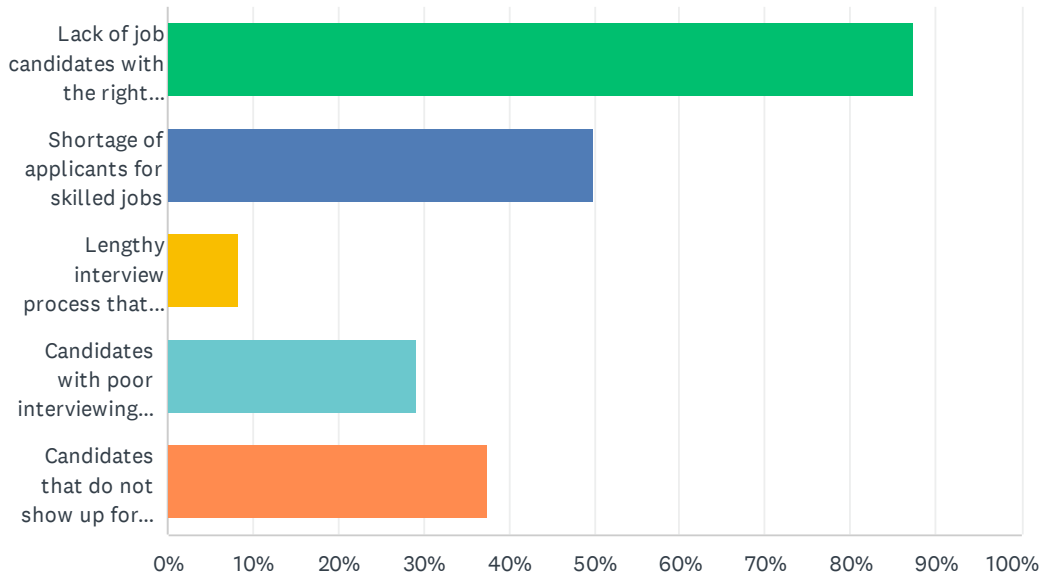
Answered: 48 Skipped: 0



ANSWER CHOICES	RESPONSES	
< 50 employees	50.00%	24
51-100 employees	14.58%	7
> 100 employees	35.42%	17
TOTAL		48

Q4 What are your hiring challenges? (please select all that apply)

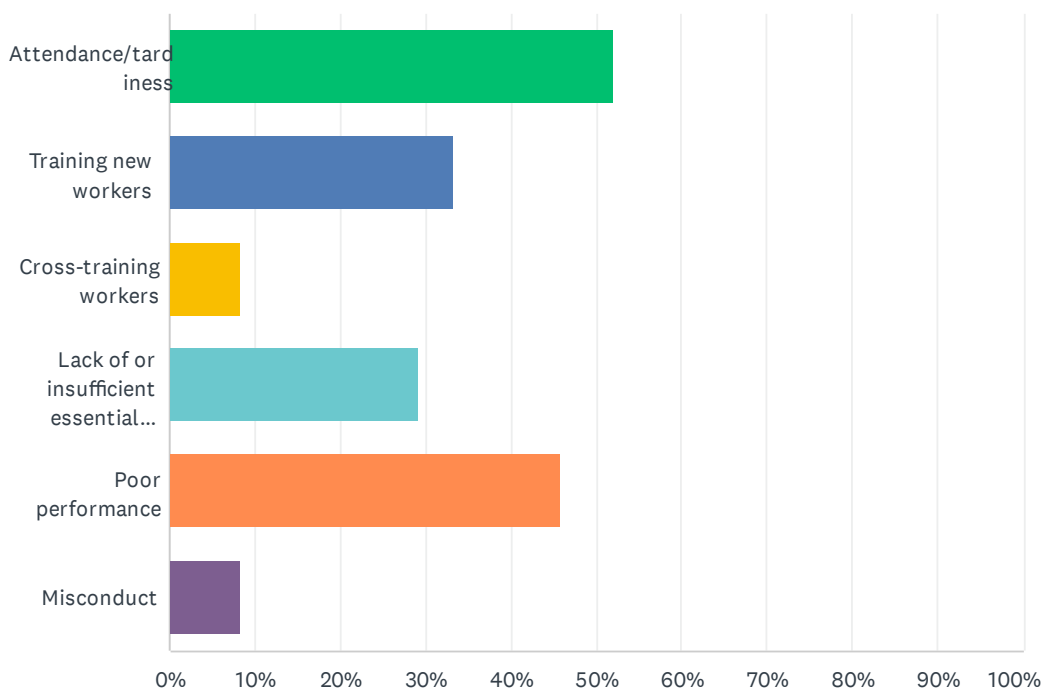
Answered: 48 Skipped: 0



ANSWER CHOICES	RESPONSES	
Lack of job candidates with the right qualifications	87.50%	42
Shortage of applicants for skilled jobs	50.00%	24
Lengthy interview process that makes it difficult to sustain engagement with candidates	8.33%	4
Candidates with poor interviewing skills	29.17%	14
Candidates that do not show up for interview	37.50%	18
Total Respondents: 48		

Q5 What are your retention challenges? (please select all that apply)

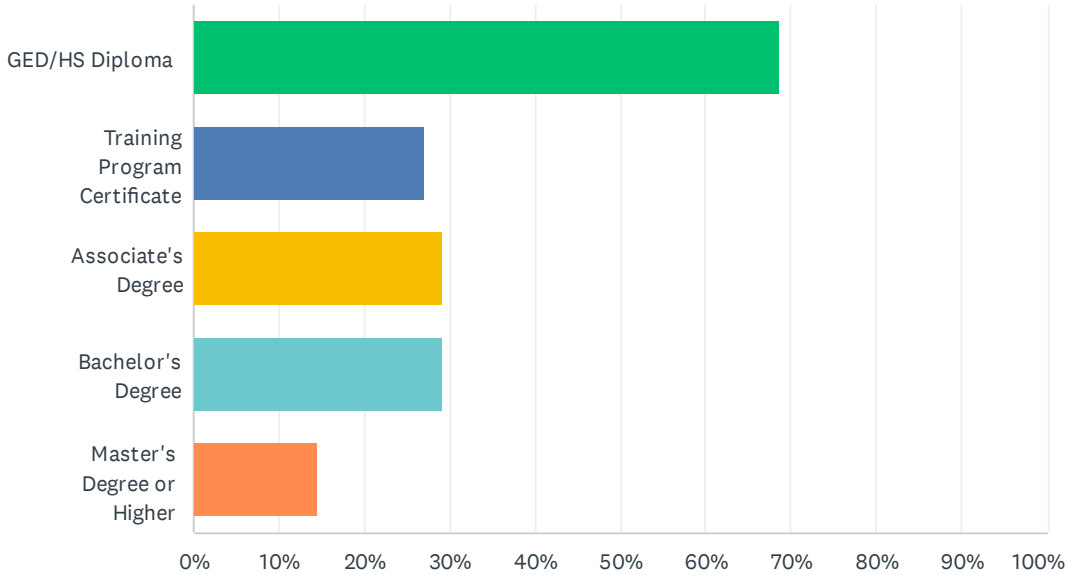
Answered: 48 Skipped: 0



ANSWER CHOICES	RESPONSES	
Attendance/tardiness	52.08%	25
Training new workers	33.33%	16
Cross-training workers	8.33%	4
Lack of or insufficient essential (soft) skills	29.17%	14
Poor performance	45.83%	22
Misconduct	8.33%	4
Total Respondents: 48		

Q6 Frequent open job position(s) at your company require which type of training/education?

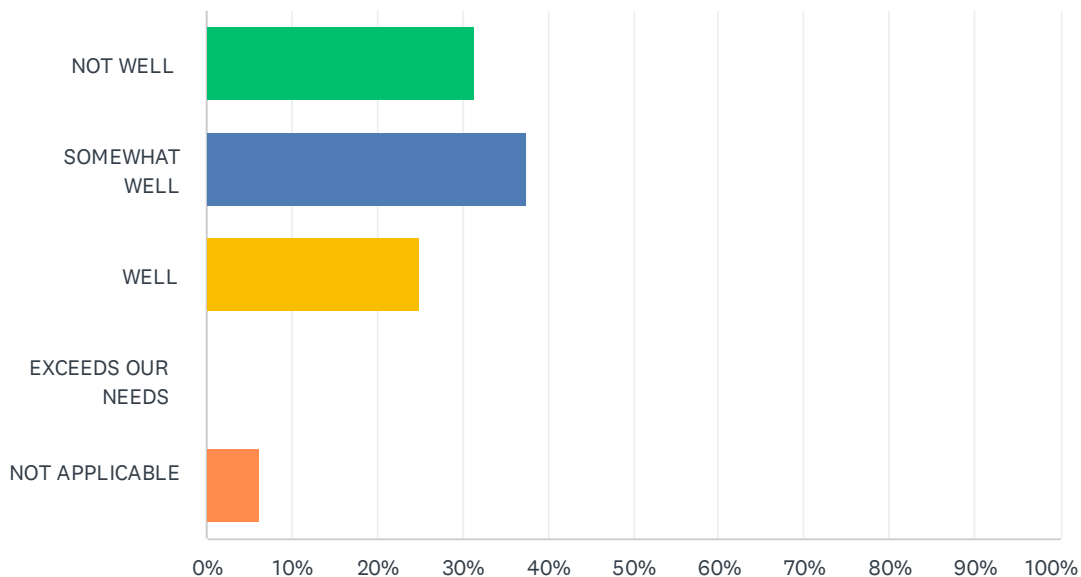
Answered: 48 Skipped: 0



ANSWER CHOICES	RESPONSES	
GED/HS Diploma	68.75%	33
Training Program Certificate	27.08%	13
Associate's Degree	29.17%	14
Bachelor's Degree	29.17%	14
Master's Degree or Higher	14.58%	7
Total Respondents: 48		

Q7 How well do the capabilities of recent high school graduates match your needs as an employer?

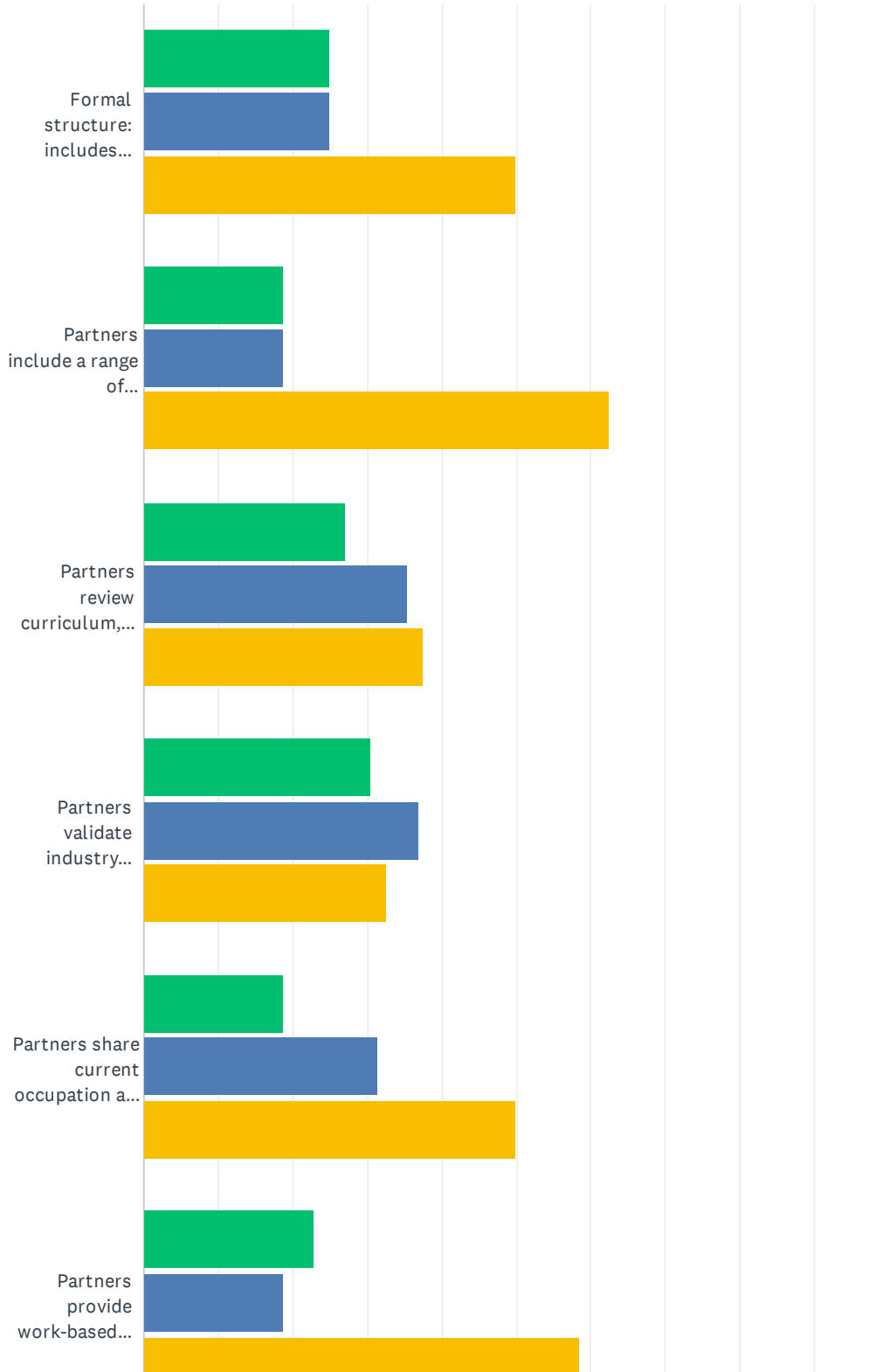
Answered: 48 Skipped: 0



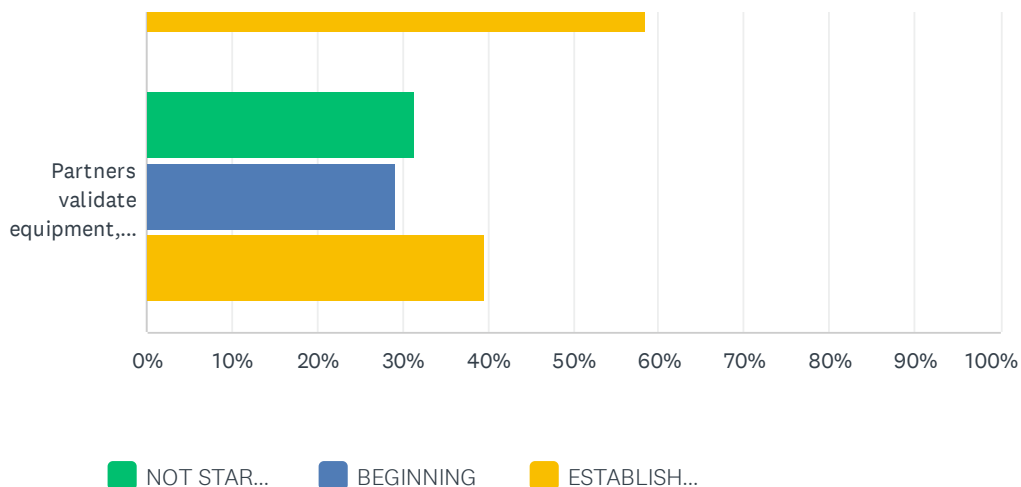
ANSWER CHOICES	RESPONSES	
NOT WELL	31.25%	15
SOMEWHAT WELL	37.50%	18
WELL	25.00%	12
EXCEEDS OUR NEEDS	0.00%	0
NOT APPLICABLE	6.25%	3
TOTAL		48

Q8 Career and technical education programs should provide quality experiences for students through partnerships. Please share your rating of the education and industry partnerships in your region.

Answered: 48 Skipped: 0



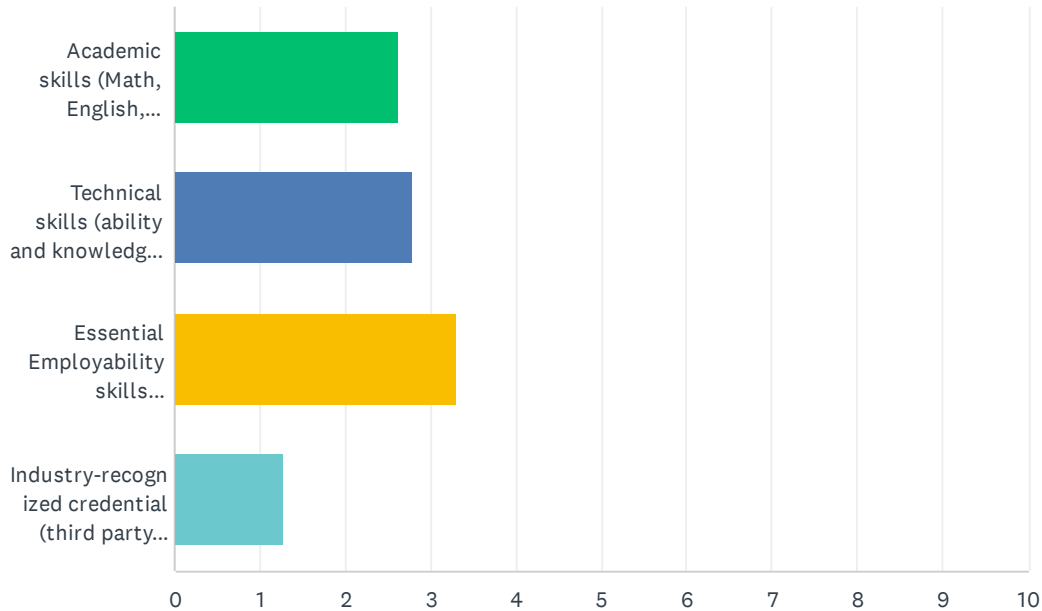
Stakeholder Survey for PERKINS V CLNA 2024



	NOT STARTED	BEGINNING	ESTABLISHED	TOTAL	WEIGHTED AVERAGE
Formal structure: includes advisory committee, business round table, career pathway committee	25.00% 12	25.00% 12	50.00% 24	48	2.25
Partners include a range of stakeholders: educators, industry, community, and workforce development	18.75% 9	18.75% 9	62.50% 30	48	2.44
Partners review curriculum, technical, academic and employability skills being taught	27.08% 13	35.42% 17	37.50% 18	48	2.10
Partners validate industry credentials that are being taught	30.43% 14	36.96% 17	32.61% 15	46	2.02
Partners share current occupation and skill needs	18.75% 9	31.25% 15	50.00% 24	48	2.31
Partners provide work-based learning experiences for students, such as job shadowing, internships, field trips, career speakers, project advisors, skill judges	22.92% 11	18.75% 9	58.33% 28	48	2.35
Partners validate equipment, facilities, to make sure they are consistent with industry standards	31.25% 15	29.17% 14	39.58% 19	48	2.08

Q9 Reorder the following to prioritize which options HS students should gain from their CTE programs (most important on top).

Answered: 48 Skipped: 0



	1	2	3	4	TOTAL	SCORE
Academic skills (Math, English, Science)	20.83% 10	35.42% 17	29.17% 14	14.58% 7	48	2.63
Technical skills (ability and knowledge needed to perform an occupation)	29.17% 14	25.00% 12	41.67% 20	4.17% 2	48	2.79
Essential Employability skills (personal ethic, work ethic, teamwork, communication)	50.00% 24	33.33% 16	14.58% 7	2.08% 1	48	3.31
Industry-recognized credential (third party credential verifying individual competence, ie. OSHA-10 safety, NIMS, AutoCAD)	0.00% 0	6.25% 3	14.58% 7	79.17% 38	48	1.27

Q10 What specific Academic Skills are high priority for your business or organization?

Answered: 41 Skipped: 7

Q11 What specific Technical Skills are high priority for your business or organization?

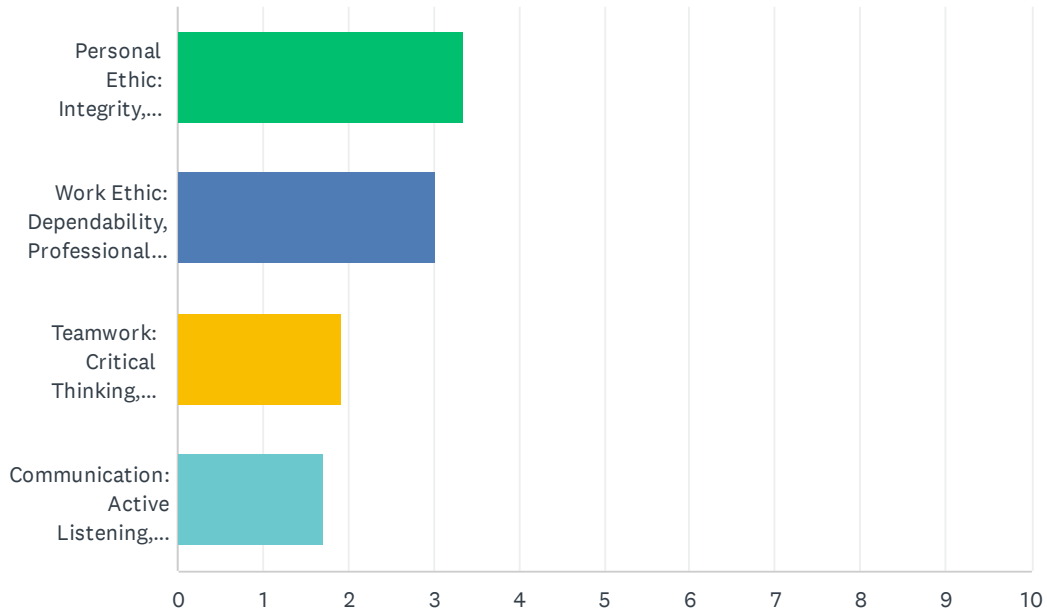
Answered: 39 Skipped: 9

Q12 What other skill or experience should students gain from their career and technical education programs?

Answered: 33 Skipped: 15

Q13 Reorder the following ESSENTIAL SKILLS to rank in order which your company values most (most important on top).

Answered: 48 Skipped: 0



	1	2	3	4	TOTAL	SCORE
Personal Ethic: Integrity, Respect, Perseverance, Positive Attitude, Decision Making, Critical Thinking, Adaptability and Flexibility, Reliability and Accountability	54.17% 26	33.33% 16	6.25% 3	6.25% 3	48	3.35
Work Ethic: Dependability, Professionalism Initiative and Self-Drive, Planning and Organizing	37.50% 18	39.58% 19	10.42% 5	12.50% 6	48	3.02
Teamwork: Critical Thinking, Effective and Cooperative Work, Conflict Resolution Problem Solving, Cultural Competence	0.00% 0	18.75% 9	54.17% 26	27.08% 13	48	1.92
Communication: Active Listening, Clear Communication: Written, Verbal, and Digital	8.33% 4	8.33% 4	29.17% 14	54.17% 26	48	1.71

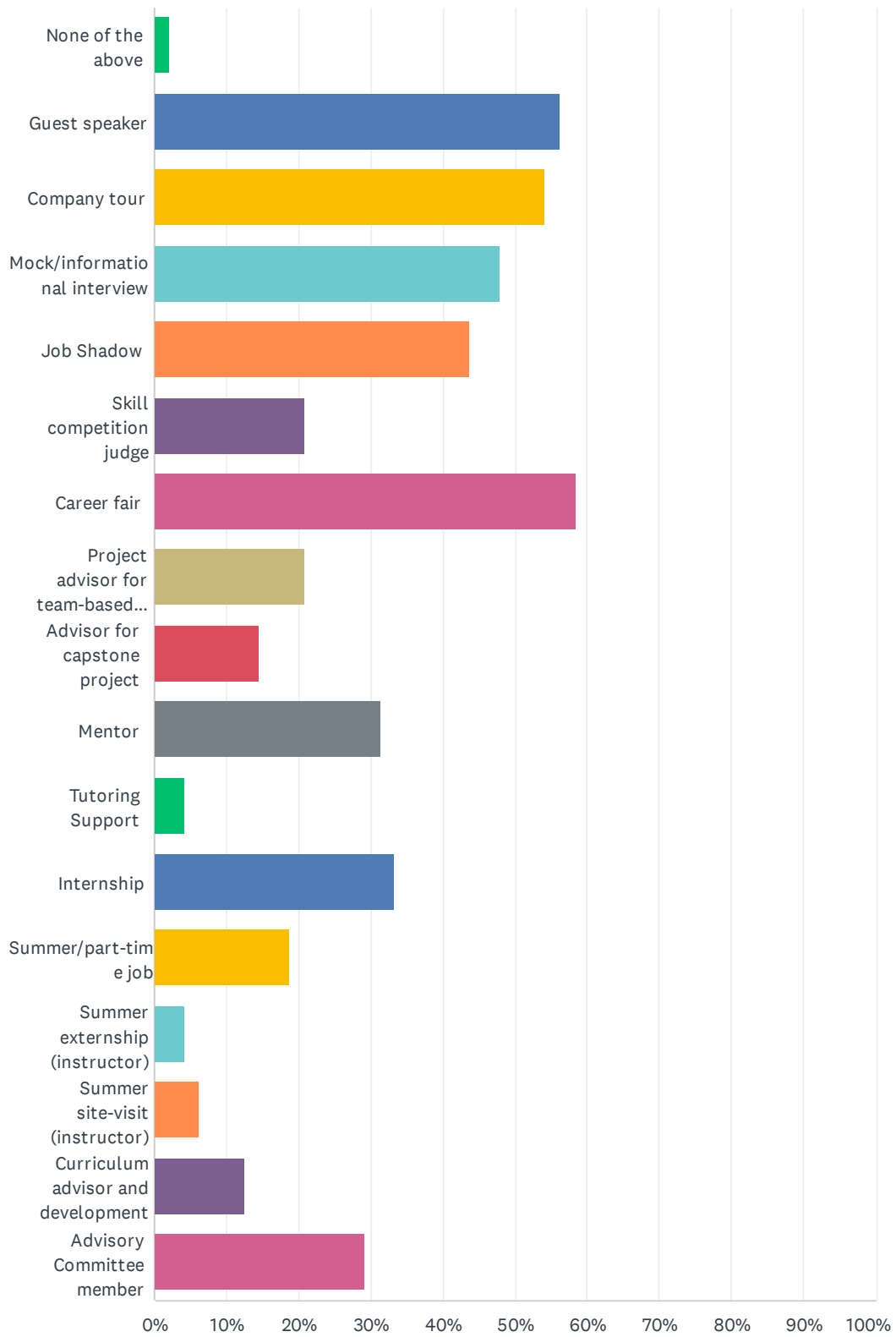
Q14 Please share any other Essential Employability Skill that is of importance to your business or organization that is not listed above.

Answered: 20 Skipped: 28

Q15 Quality career and technical education embeds experiences that relate and simulate a real working environment. Please check all work-based learning experiences in which you would be interested.

Answered: 48 Skipped: 0

Stakeholder Survey for PERKINS V CLNA 2024

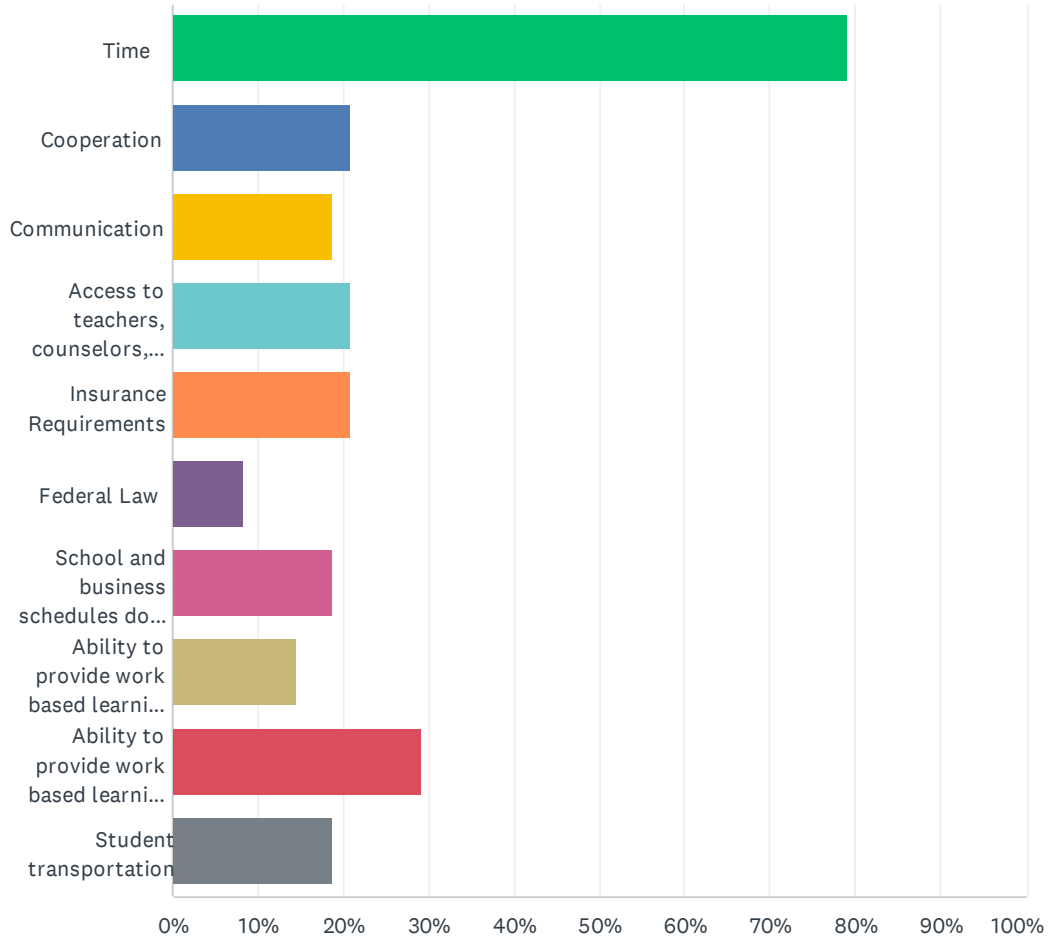


Stakeholder Survey for PERKINS V CLNA 2024

ANSWER CHOICES	RESPONSES	
None of the above	2.08%	1
Guest speaker	56.25%	27
Company tour	54.17%	26
Mock/informational interview	47.92%	23
Job Shadow	43.75%	21
Skill competition judge	20.83%	10
Career fair	58.33%	28
Project advisor for team-based challenge	20.83%	10
Advisor for capstone project	14.58%	7
Mentor	31.25%	15
Tutoring Support	4.17%	2
Internship	33.33%	16
Summer/part-time job	18.75%	9
Summer externship (instructor)	4.17%	2
Summer site-visit (instructor)	6.25%	3
Curriculum advisor and development	12.50%	6
Advisory Committee member	29.17%	14
Total Respondents: 48		

Q16 Share the barriers to education and industry partnering on career and technical education initiatives. Please check all that apply.

Answered: 48 Skipped: 0



Stakeholder Survey for PERKINS V CLNA 2024

ANSWER CHOICES	RESPONSES	
Time	79.17%	38
Cooperation	20.83%	10
Communication	18.75%	9
Access to teachers, counselors, students	20.83%	10
Insurance Requirements	20.83%	10
Federal Law	8.33%	4
School and business schedules do not coincide	18.75%	9
Ability to provide work based learning experiences based on company size	14.58%	7
Ability to provide work based learning experiences based on lack of manpower or time	29.17%	14
Student transportation	18.75%	9
Total Respondents: 48		

Q17 Please share your contact information

Answered: 42 Skipped: 6

ANSWER CHOICES	RESPONSES	
Name and Position	100.00%	42
Company	97.62%	41
Address	100.00%	42
Address 2	0.00%	0
City/Town	100.00%	42
State/Province	97.62%	41
ZIP/Postal Code	97.62%	41
Country	0.00%	0
Email Address	100.00%	42
Phone Number	97.62%	41